

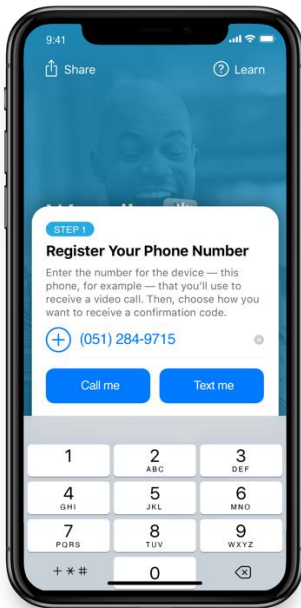
How to Wavello for iOS and Android

Sorenson Wavello is a revolutionary new feature created so you, your hearing family and friends, and Sorenson interpreters can all see each other! Contact our customer care team at 1-866-756-6729 if you have any questions or need further clarification.

How to Wavello for iOS:

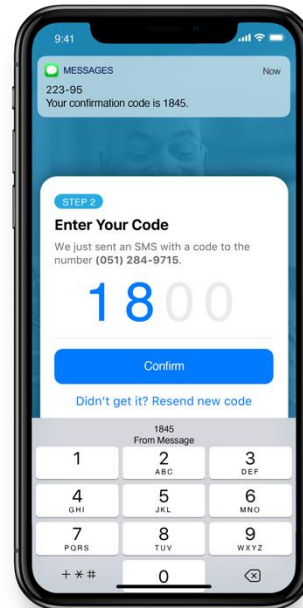
Step 1.

Open Wavello app and register your phone number, as shown below.



Step 2.

After registering, enter the confirmation code you received.



Step 3.

Tap to Allow notifications. You'll see the notification.



Step 4.

All set! Now you can text Deaf friends to let them know you have Wavello.



Step 5.
Ready! Connect with your
Deaf family and friends!



Step 6.
Ready! Connect with your
Deaf family and friends!



Step 7.
While in a call, prepare for Wavello
call by enabling speaker phone.



Step 8.
Receive the notification of
Wavello invitation.





Step 9.

After receiving the notification, click to answer the Wavello call.



Step 10.

Be Seen by your Deaf family and friends!

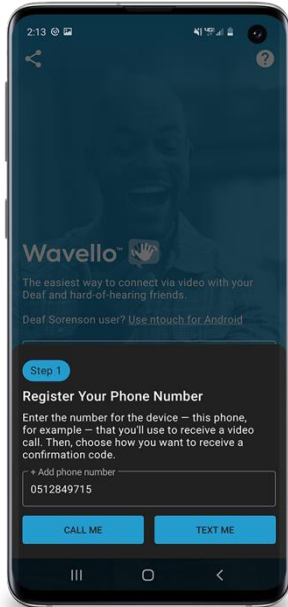


Contact our customer care team at 1-866-756-6729 if you have any questions or need further clarification.

How to Wavello for Android:

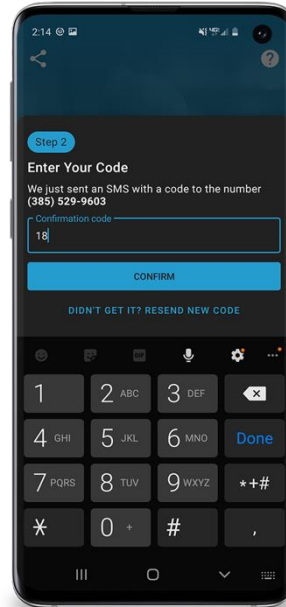
Step 1.

Open Wavello app and register your phone number as shown below.



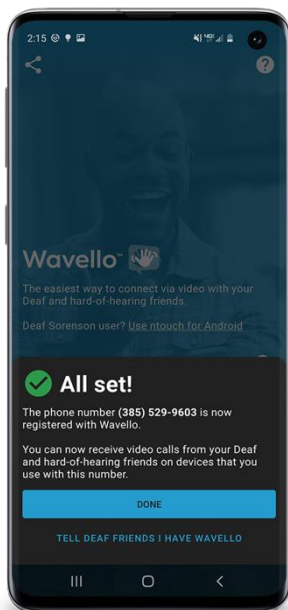
Step 2.

After registering, enter the confirmation code you received.



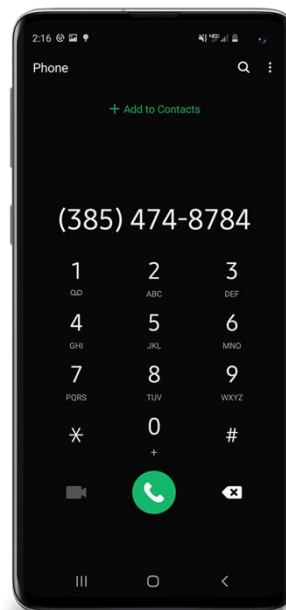
Step 3.

All set! Now you can text Deaf friends to let them know you have Wavello.



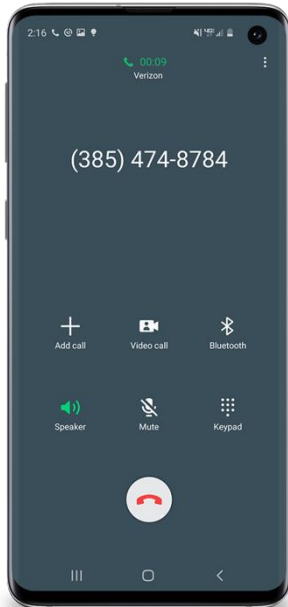
Step 4.

Ready! Connect with your Deaf family and friends!



Step 5.

Prepare for Wavello call by enabling speaker phone.



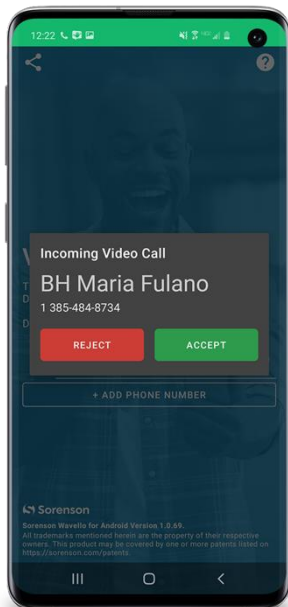
Step 6.

Receive the notification of Wavello invitation.



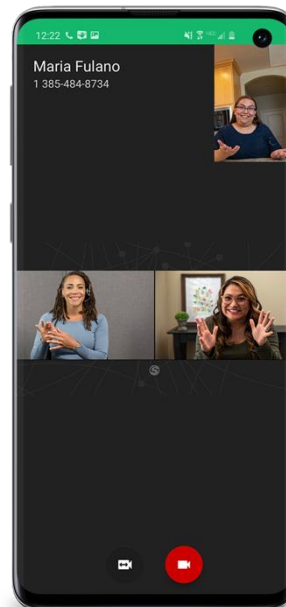
Step 7.

After receiving the notification, click to answer the Wavello call.



Step 8.

Be Seen by your Deaf family and friends!



Contact our customer care team at 1-866-756-6729 if you have any questions or need further clarification.